



# Samples Specifications

**Model No:** EA-3033HW1CN  
EA-3033DB3CN

**Spec No:**

## Descriptions

- 3mm Round With Type
- Emitting Color: White & Blue
- Viewing Angle: 15-20
- Lens: Water Clear

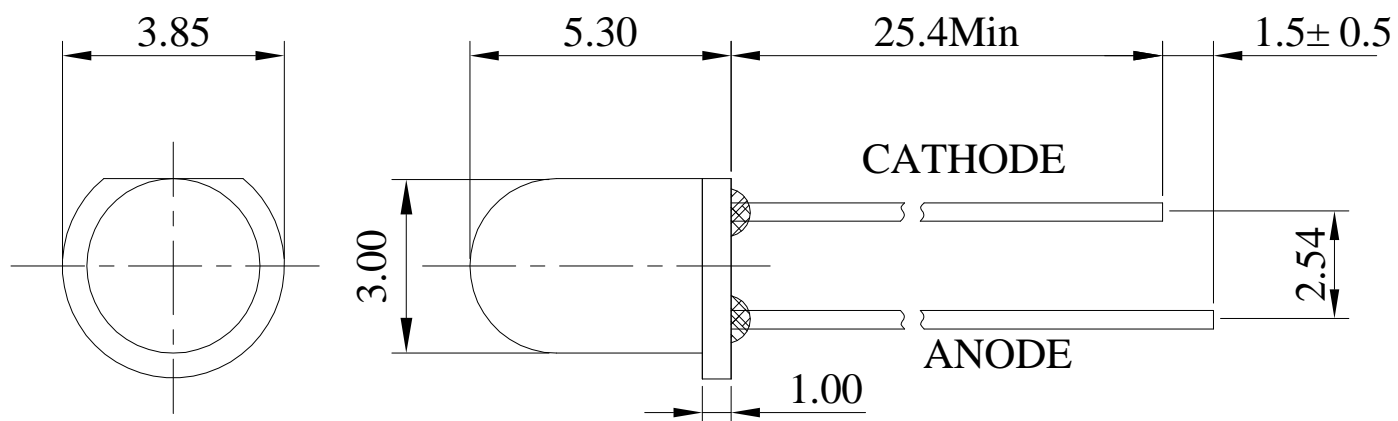

Client Signature			Company Signature		
Approved	Acceptance	Stamp	sales	Approved	Creation
					ZHONGRIGUANG



***E+A LED's***



## Package Dimension:



Unit:mm Tolerance:± 0.2mm



## Notes:

1. All dimensions in mm tolerance is  $\pm 0.2\text{mm}$  unless otherwise noted
2. An epoxy meniscus may extend about 1.5-2.0mm down the leads
3. Burr around bottom of epoxy may be 0.5mm max.
4. Specifications are subject to change without notice

## Absolute Maximum Ratings at $T_a=25$

Parameter	Symbol	Absolute maximum Rating	Unit
Continuous Forward Current	$I_F$	30	mA
Peak Forward Current (1/10 Duty Cycle, 0.1ms Pulse Width)	IFP	80-100	mA
Reverse Voltage	VR	5	V
Power Dissipation	PD	80-100	mW
Operating Temperature Range	Topr	-30 to +85	°C
Storage Temperature Range	Tstg	-40 to +100	°C



Lead Soldering Temperature [3mm From Body]	Tsld	260°C for 5Seconds
---	------	--------------------

## Electrical Optical Characteristics at Ta=25

Parameter	Symbol	Test Condition	Min.	Type.	Max.	Unit
Reverse Current	$I_R$	$V_R = 5V$	---	---	10	$\mu A$

## Flux Characteristics at 20mA, Ta=25°C

Part No	$\lambda D(nm)$ /CCT	Grade	Color	luminance (mcd)			Forward Voltage (V)		Viewing Angle
				Min	Typ	Max	Min	Max	
NG-3002DB3CN	460-465 465-470	D	Blue	6000	---	8000	3.0	3.4	15-20
					---				
					---				
NG-3003HW1CN	5500-6400	H	White	18000	---	22000	3.0	3.4	15-20
					---				
					---				

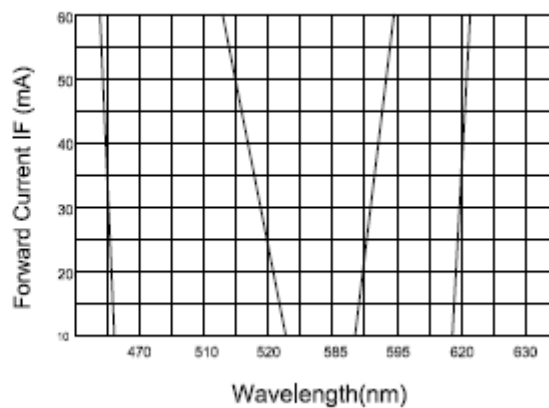
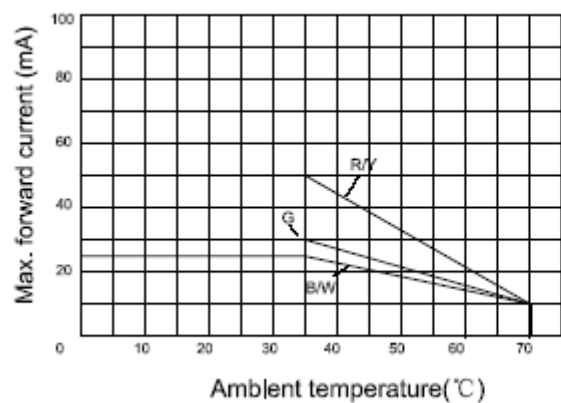
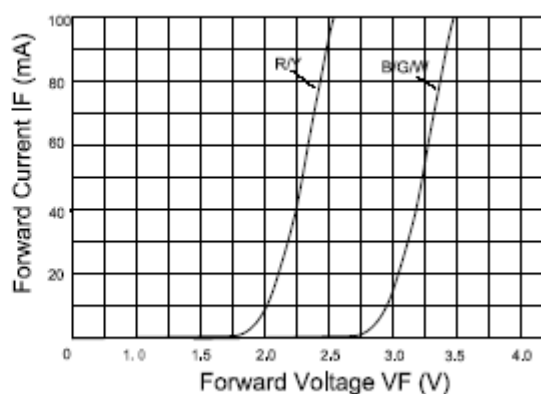
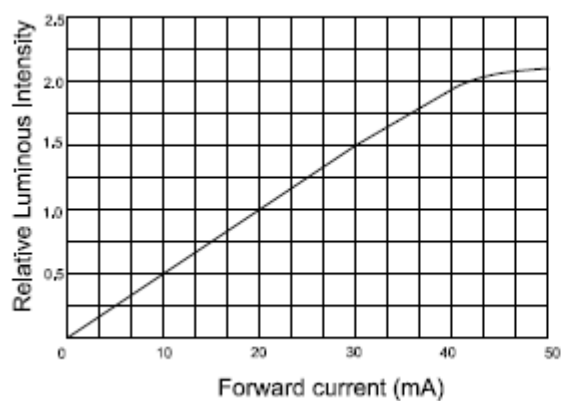
### Notes:

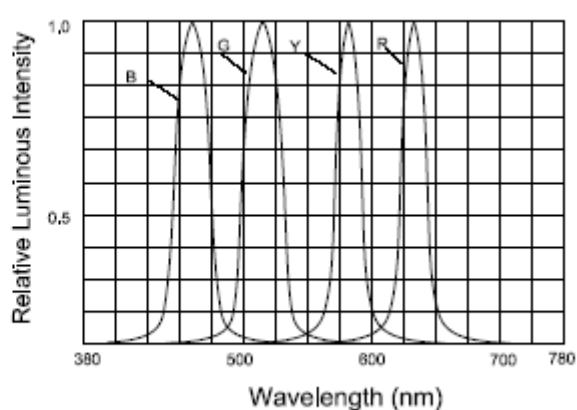
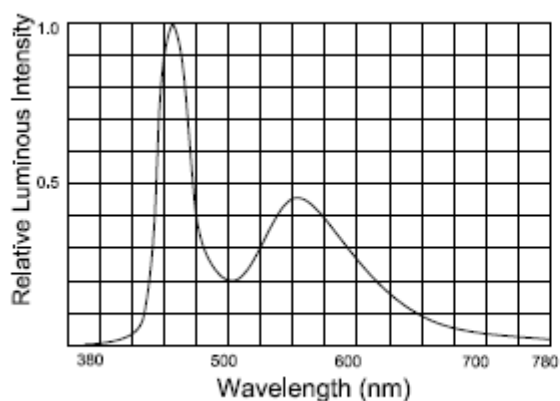
- 1) Tolerance of measurement of forward voltage is  $\pm 0.05 V$ .
- 2) Tolerance of measurement of luminous intensity is  $\pm 15\%$ .
- 3) Tolerance of measurement of CCT  $\pm 5\%$



## Typical Electrical /Optical Characteristics Curves

(25°C Ambient Temperature Unless\_ Otherwise Noted)





## Jointing explanation

### lead-free solder

mode	fixed form
Hand soldering	<ol style="list-style-type: none"> <li>Soldering time : 3 sec MAX.</li> <li>Distance : 3 mm MIN (from solder joint to case)</li> </ol>
DIP soldering	<ol style="list-style-type: none"> <li>Preheat temp : 100 °C MAX , 60 sec MAX.</li> <li>Bath temp : 265 °C MAX.</li> <li>Bath time : 5 sec MAX.</li> <li>Distance : 3 mm MIN (From solder joint to case)</li> <li>decrease temperature externally and compulsorily after dip soldering)</li> </ol>
Reflow	NO



## Lamp wave soldering profile :

